

SANCTUARY RENOVATIONS



About Gunder Church Furniture

Gunder Church Furniture is based out of Humbolt, Iowa. They design and produce church furniture for congregations all across the midwest. They have a liturgical designer on staff who is a member of an LCMS congregation. He has assisted us on this project. Gunder has worked with hundreds of congregations across the midwest, including these LCMS congregations in Missouri:

Christ the King Lutheran Church, Lake Ozark
Immanuel Lutheran Church, Washington
Immanuel Lutheran Church, Wentzville
Peace Lutheran Church, St. Louis
St. John Lutheran Church, Arnold
Lutheran Church of Webster Gardens, Webster Groves

About Color Choices

Color schemes for the carpet, tile, wood, grill cloth, and paint will be available for viewing before and during the congregational meeting regarding the sanctuary. The reason they are not included in this booklet is due to the difficulty in accurately depicting the colors in print format. Any colors depicted in this booklet are the designers choice and are not meant to be representative of the actual recommendation of the committee.

Members of the Sanctuary Committee

Brent Fischer, Committee Chair
Matt Fife, Board of Elders Chair
Scott Homfeldt, School Board
Ellen Sandhaus, Altar Guild
David Schlichtmann, Congregational Chair
Anne Schutt, Handbell Choir
Andy Wachter, Board of Trustees Chair
Pastor Powell

Dear Friends in Christ,

In the late '50s and early '60s, the people of God here at Trinity poured their hearts and souls into building a new church and school facility. There are still many members of Trinity today who remember the dedication service, the first baptism, the first wedding, and even the walk from the old church and school to the new property.

**I WAS GLAD
WHEN THEY
SAID TO ME,
“LET US GO TO
THE HOUSE OF
THE LORD!”
PSALM 122:1**

Every building needs maintenance and upkeep and that certainly applies to our sanctuary. Over the last 60+ years flooring has been replaced countless times, pews have been repaired, walls painted, lights have been replaced, and numerous other projects have been completed. Never once though in the history of the sanctuary has a complete remodel taken place.

For our 150th celebration, the anniversary committee recognized that there was a need for a comprehensive look at our Sanctuary and ways that we could improve the entire space for the next generation. The fire in April prompted us to undertake this project.

The following pages present to you the recommendations of Trinity's sanctuary committee. This plan was developed after numerous hours of thoughtful conversation between the committee members, with liturgical designers, and with contractors. This plan represents a path forward that honors the past handed down to us, improvements that benefit our members and visitors, and most importantly helps our sanctuary serve the Gospel proclamation through Word and the Sacraments.


In Christ,

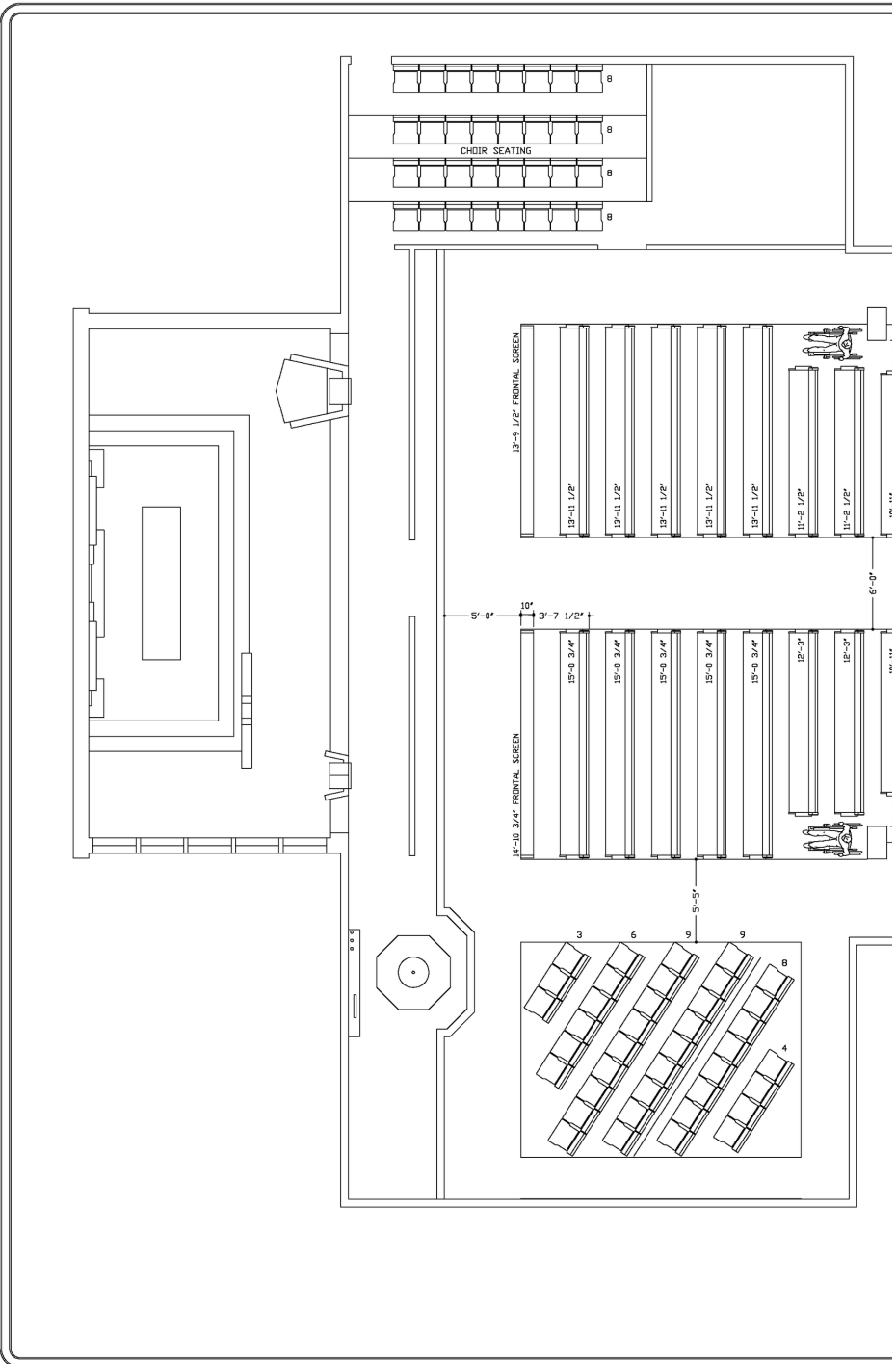
The Members of the Sanctuary Committee

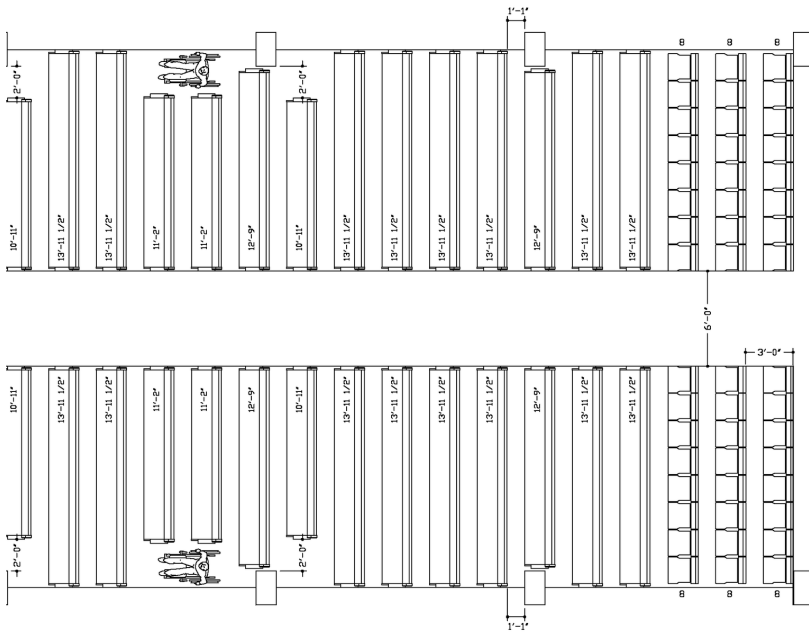
CHANCEL

There have been many comments, questions, and suggestions about what our chancel (the area between the communion rail and the wall behind the altar) should look like, even before the curtain was removed in 2014. The sanctuary committee took these into account as we began our task, sharing those conversations with the liturgical designer from Gunder.

What is before you is the product of those conversations. It fulfills the goals of the committee to respect the mid-century modern style of our sanctuary, to not overpower the cross and altar, and to pay homage to the original design of the sanctuary. The chancel wall design (the reredos) is approximately the same width as the original curtain. The layers in the design are reminiscent of the way that a curtain moves and looks. The design features three layers (Trinitarian). While not required, the design allows for backlighting to better accentuate this part of the chancel. The intent of this piece is to draw the eye upward toward the heavens, reinforcing the vertical design of our sanctuary.







PEW SEATING PLAN B
SCALE 3/16"=1'-0"

ALL SEATING SPACED 3'-0" BACK TO BACK
42 PEWS PER PLAN
PEW SEATING @18'/20"=357/315
87 PC-1 @20" (SINGLE)
32 PC-1 @60" (SINGLE) CHOIR SEATING
TOTAL SEATING CAPACITY @18'/20"=476/434
4 HANDICAP SEATING SPACES SHOWN

GUNDER CHURCH FURNITURE DOES NOT ASSUME RESPONSIBILITY FOR OBTAINING APPROVAL FROM ANY LOCAL BUILDING OR FIRE REGULATORY BODY CONCERNING AISLE WIDTHS OR PEW SPACING. PEW LAYOUT IS IN ACCORDANCE WITH ARRANGEMENT AGREED UPON BETWEEN THIS CHURCH'S AUTHORITIES AND/OR ARCHITECT AND GUNDER CHURCH FURNITURE.

TRINITY LUTHERAN CHURCH
JEFFERSON CITY, MISSOURI

PLAN NO. P230701



GUNDER CHURCH FURNITURE
HUMBOLDT, IOWA

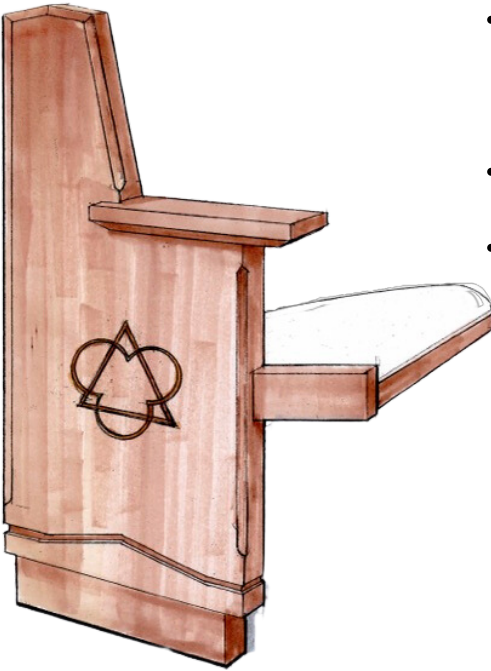
PEW SEATING PLAN B

REVISED 20OCT23

PEWS AND PEW CHAIRS

Pews:

- Entire pew body (ends, backs, and seats) will be made from rift-sawn red oak.
- Pew seats will include a removable cushion.
- Every other pew will include a Trinity symbol as shown.



Pew Chairs:

- Each pew chair will be made from the same rift-sawn red oak used on in the pews.
- The pew chair seats and backs will be upholstered in the same style as the pew seats.



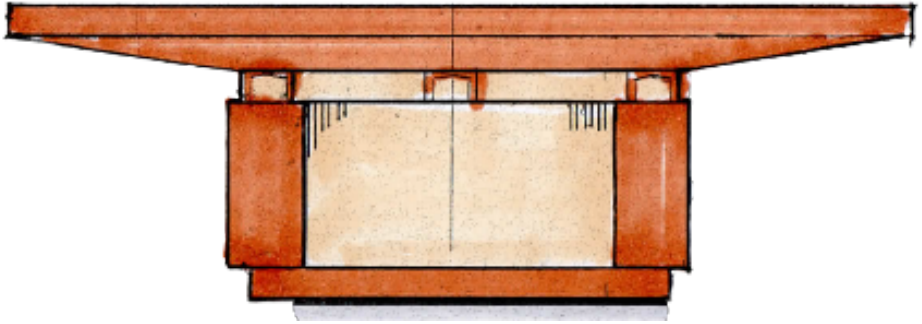


CROSS, ALTAR, PULPIT, AND LECTERN


The liturgical appointments in the chancel will be a mix of old and new. The altar and cross will be refinished with small alternations made to tie pieces together.

The pulpit and lectern will be new, built in a style that fits in our sanctuary. Both will be built in such a way that widens the space between the front of the pulpit/lectern and the communion rail. The pulpit and lectern will be built using rift-sawn red oak in the same style as the pews.

Each piece will feature deeper wood stain along with lighter accent stain.



FONT



The baptismal font space will be a combination of old and new.

- The original lid, bowl, and stem will be retained and refinished.
- A new base will be built allowing for the font to be moved out from the wall, giving better access to the font from all sides.
- The flooring around the font will be designed to accentuate the space and highlight the centrality of Holy Baptism in the Christian life.
- The wall behind the font will be built out in a style similar to the chancel wall, showing a connection between the Sacraments.

FLOORING & PAINTING

- Each step in the chancel will be upgraded to hardwood, with the “walking areas” of the chancel being floored with ceramic tile. This upgrade will enhance the aesthetics of the chancel, will make the space more reverent, and will have a longer lifespan than carpet.
- The tiled area under the seating areas will be upgrade to a luxury vinyl tile. These upgraded tiles are “no wax” and are more durable.
- The areas outside of the chancel that are currently carpeted will continue to be carpeted.
- The entire nave will have floor leveling material laid down to eliminate uneven sections of flooring.
- The entire sanctuary will be painted.

LIGHTING

Trinity's sanctuary lighting and lighting controls were last replaced in 2003. In 2014 the fixtures were updated with LED bulbs. The fixtures are now dated and we are having increasing issues with the fixtures and the controls. Two pendants are currently flickering, even with the system off. The lights, when dimmed for services like Christmas Eve, do not dim smoothly and often flicker.




Proposal:

- Replace pendants over the main seating area with new fixtures that are designed to accentuate the vertical style of our sanctuary. These would be all LED fixtures with three light sources (uprights, downlights, and main body).
- Remove pendants and replace downlights with retrofit LEDs in both transepts and install new track lights to light chancel and baptistry.
- Remove sconces and conduits that wrap around the side walls of the sanctuary.
- Install new control systems and dimmers in sanctuary.

The committee has worked with Reed Burkett Lighting Design out of St. Louis. This firm has extensive experience on large churches including Immanuel Lutheran-St. Charles. They've also done extensive work at the state capital building.

Choir Loft

The choir loft subfloor will be rebuilt to provide for better spacing between seating. The wall behind the choir loft will be rebuilt to provide for more space and to retain original look with battens and screens.



**I WAS GLAD
WHEN THEY
SAID TO ME,
“LET US GO TO
THE HOUSE OF
THE LORD!”
PSALM 122:1**